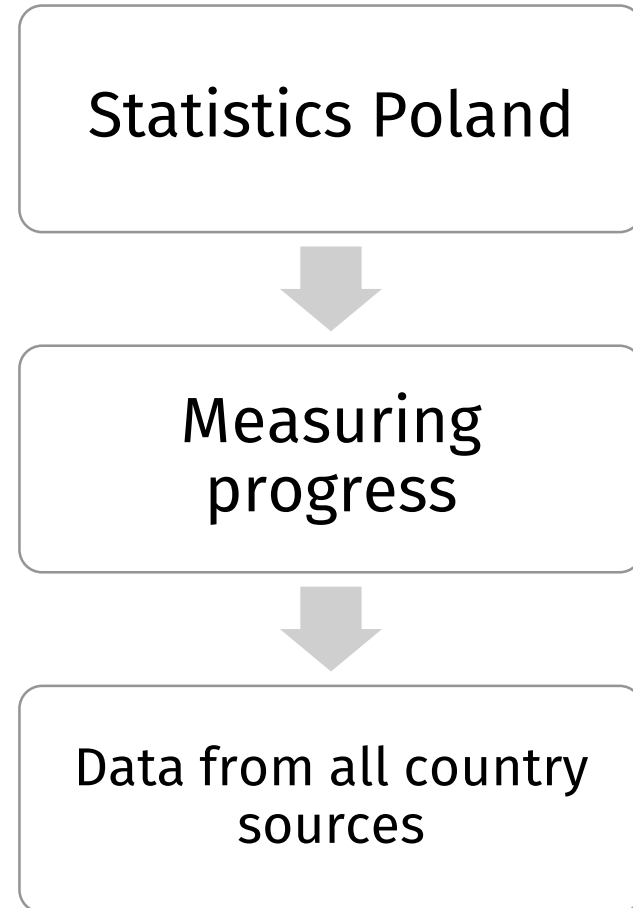
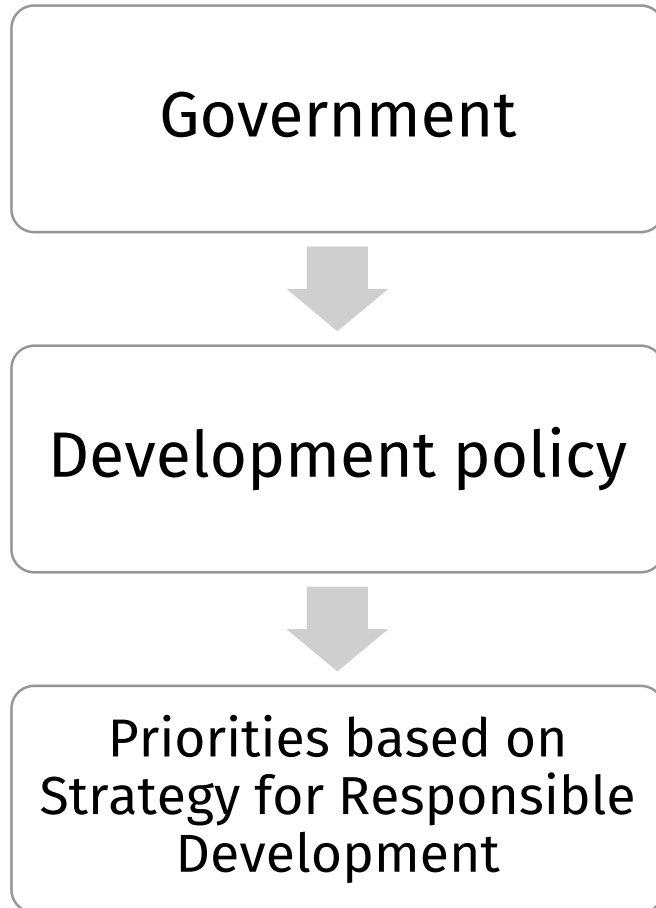


SDGs implementation and monitoring

Polish experiences

Renata Bielak, Olga Świerkot-Strużewska

Polish approach



First Polish Review – July 2018

- Dedicated Task Force appointed to prepare Poland for the *Voluntary National Review*
- Representatives of ministries, NGOs, business, academia and Statistics Poland included in Task Force



VNR statistical annex

Set of national indicators monitoring 2030 Agenda Goals

SDG 1. No poverty											
Name of indicator	Unit	2010	2011	2012	2013	2014	2015	2016	Data source	Definition	
At risk of relative poverty rate	%	17.4	16.9	16.3	16.2	15.3	13.9		GUS	Percentage of persons in households living below relative poverty threshold which is determined at 50% of the mean expenditure at the level of all households.	
Real adjusted gross disposable income of households per capita = PPP adjusted	€	62.9	64.8	67.3	67.7	68.2	69.0	70.3	Eurostat	Adjusted gross disposable income of households and non-profit institutions serving households (NPISH) divided by the purchasing power parities (PPP) of the actual individual consumption of households and by the total resident population, related to the European Union average.	

SDG 6. Clean water and sanitation											
Name of indicator	Unit	2010	2011	2012	2013	2014	2015	2016	Data source	Definition	
Percentage of population connected to wastewater treatment plants	%	64.7	65.7	68.6	70.3	71.5	72.7	73.5	Statistics Poland	Share of population connected to wastewater treatment plants in total population	
Percentage of population connected to water supply system	%	87.4	87.6	87.9	88.0	91.6	91.8	91.9	Statistics Poland	Share of the number of persons living in residential buildings and collective accommodation facilities connected to the water supply system in total population	
Exploitable underground	%								Polish Geological Institute	Part of underground water resources which, taking into account the	

SDG 12. Responsible consumption and production											
Name of indicator	Unit	2010	2011	2012	2013	2014	2015	2016	Data source	Definition	
Resource productivity	€ / tony	0.56	0.48	0.56	0.60	0.62	0.65	0.64	Eurostat	The Resource Productivity Index is the ratio of Gross Domestic Product (GDP) to Domestic Material Consumption (DMC), chain linked volumes (2010)	
Domestic Material Consumption (DMC) per capita	tony	17.0	21.0	18.3	17.3	17.2	16.9	17.7	Eurostat	Domestic Material Consumption (DMC) covers all materials directly consumed in economic processes for the economy. It constitutes the sum of materials obtained in the territory of the country and materials imported less materials sent for export	

SDG 15. Life on land											
Name of indicator	Unit	2010	2011	2012	2013	2014	2015	2016	Data source	Definition	
Percentage of Natura 2000 sites covered by management plans	%	29.2	29.2	29.3	29.4	29.4	29.5	29.5	General Directorate for Environmental Protection	The percentage of NATURA 2000 sites, which are covered by management plans (conservation management plans or protective tasks plans)	
Forest cover	%	39.7	38.30	44.90	50.76				Chief Inspectorate of Environmental Protection	Percentage ratio of the forest area to the total geodesic area of a territorial unit	
FBI - Farmland Bird Index (2000-100)		88.3	87.1	84.4	84.8	83.4	85.7	86.6	Ministry of Agriculture and Rural Development / Head Office of Geodesy and Cartography / Statistics Poland	Aggregated index of population condition of 22 bird species typical for rural habitat (base year 2000-100)	
Share of devastated and degraded land requiring reclamation in total area	%	0.196	0.205	0.206	0.198	0.201	0.203	0.207		Share of land which completely lost its utility value or land which agriculture of forestry utility value was diminished in total geodesic area	

Dedicated statistical publication

A picture of Poland Statistics for SDGs



Warsaw 2018

 Statistics Poland



Lessons learnt


- Various approaches to VNRs
- Role of statistics not sufficiently emphasized



Role of Statistics Poland as for SDGs

- Gathering and dissemination of all data for SDGs (global reporting and national monitoring)
- National focal point for statistics on SDGs
- Communication and promotion of SDGs
- Host and owner of Polish NRP

Polish reporting platform for SDGs

**SDG**

Sitemap
Contact

Home page

Download data

Sustainable development in
Poland

Monitoring in the world

Find indicator

Welcome to the SDG platform

The SDG platform is a tool created by Statistics Poland to monitor Sustainable Development Goals of the 2030 Agenda in Poland. It presents four sets of indicators, including:

- a set of global SDG indicators (adopted by the UN) with values for Poland,
- a set of national SDG indicators,
- two sets of indicators monitoring sustainable development at the level of regions and voivodships and powiats (currently updated).

The SDG platform is a publicly available application, serving as a national reporting platform, enabling sharing and downloading data for the presented indicators. The analysis of information is facilitated by tools for visualizing data in the form of graphs, as well as an extensive set of metadata.

The platform collects in its resources indicators that are both the responsibility of official statistics as well as other domestic or foreign entities. Statistics Poland is the source of data for most of the indicators presented.

The sets of indicators have been supplemented with information on the process of SDGs implementation in Poland (*Sustainable development in Poland*), as well as with details on international work carried out by organizations to monitor progress in achieving 2030 Agenda goals (*Monitoring in the world*).

Benefit from our platform!

DATABASES

GLOBAL SDG INDICATORS DATABASE

INTERNATIONAL DATABASES

SEE ALSO

STATISTICS POLAND'S OFFICIAL WEBSITE

New platform under construction

- More user friendly, free and open for all
- All available Polish data for SDG indicators
(separate sets for global and national monitoring)
- Metadata (methodology, definitions)
- Visualizations, data export
- General information on SDGs

Following USA and UK pattern

PL National Statistics for UN Sustainable Development Goal

Click goal for Sustainable Development Goal national indicators



Promotion actions

- Conferences, workshops, seminars, hackathons
- Engaging with policymakers, NGOs, business



Regional related activities

UNECE Steering Group on statistics for SDGs – expected outputs:

- practical guidance for NRPs – final report in December 2018
- best practices concerning VNRs – draft document in Spring 2019

Learn more at: stat.gov.pl
statswiki.unece.org

r.bielak@stat.gov.pl

o.swierkot-struzewska@stat.gov.pl